

St. Michael Fire & Rescue

2022 ANNUAL REPORT

St. Michael Fire Department

The St. Michael Fire Department is a paid-on-call fire department. They pledge to protect all people, homes, and businesses within the city of St. Michael. The fire department responds quickly and with highly trained personnel to fire and medical emergencies. The city maintains two fire stations and works cooperatively with adjacent communities, as needed, to provide the highest quality and most timely response possible.



Officers

Steve Hosch, Fire Chief - 1999

Joe Haller, Assistant Chief - 2005

Grant Sahr, District Chief - 2007

Captains

- Shane Suchy, Captain 1 - 2004
- Dustin Kottke, Captain 2 - 2010
- Dan Lundeen, Captain 3 - 2017
- Tim Fiedler, Captain 4 - 2009

Lieutenants

- Calvin Shoen, Lieutenant 1 - 2016
- Steve Gutknecht, Lieutenant 2 - 2002
- Dave Green, Lieutenant 3 - 2007

Firefighters

Aaron Case – 2009

Jim Eicher - 2002

Nick Eicher – 2021

Chris Etnier – 2014

Scott Eull – 2019

Travis Evenson - 2022

Liz Gammelgaard -2021

Lake Hofmeister – 2020

Joe Jordan – 2019

Mikal Knotek – 2017

Jared Mandler – 2022

Gary Schoen - 1990

Zach Schoen - 2020

Trevor Seck - 2020

Tim Slavin - 2007

Jordan Thompson - 2007

Tyler Thompson - 2019

Joe Tiedeman - 2019

Chris Westendorp - 2021

Tyler Zahler - 2019

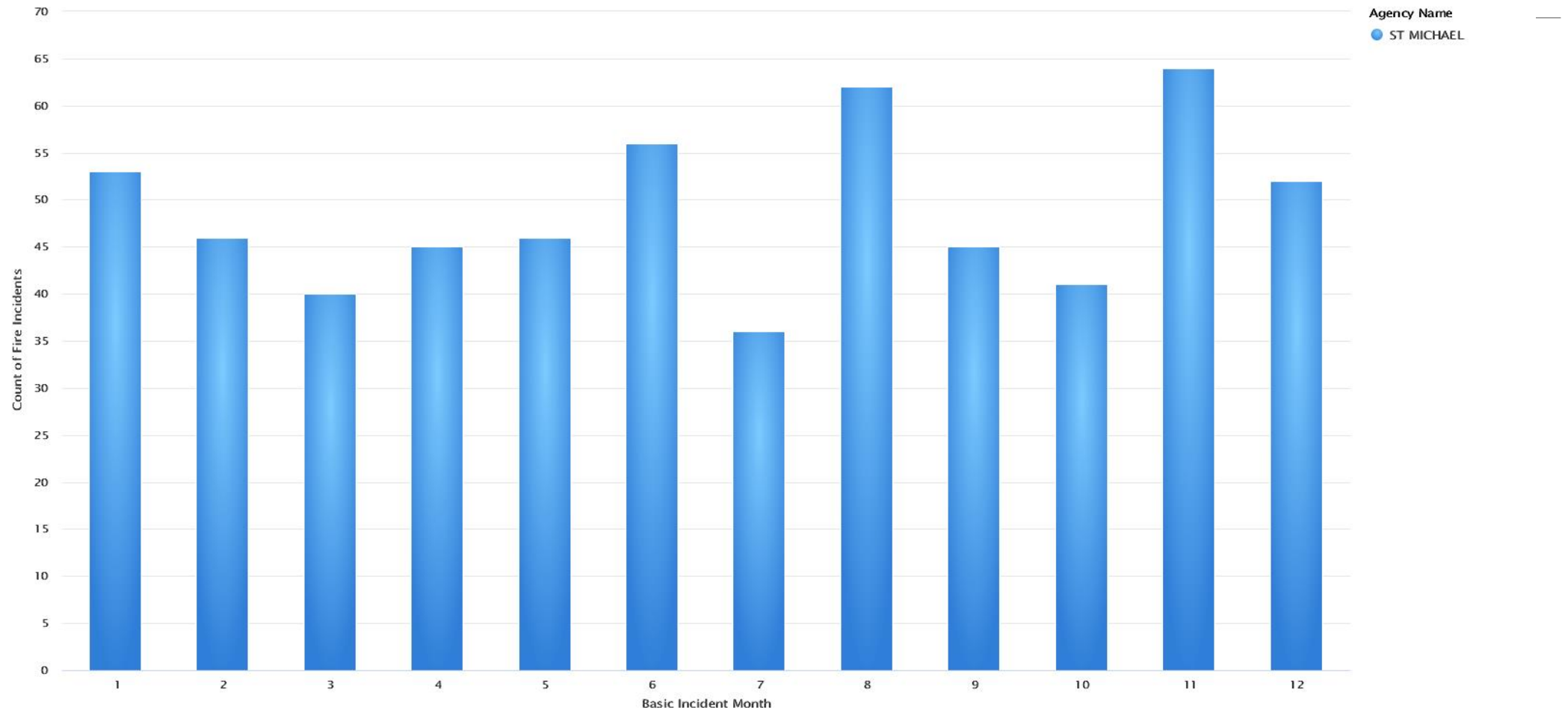
RESERVES

- Jesse Anderson
- Kyle Blackburn
- Jonathan Castillo
- Edward Delorme
- Sam Eicher
- Dean Eull
- Ian Fuchs
- Jacob Haws
- Michael Huber
- Wynn Pratt
- Cody Schoen
- Zachary Thompson
- Chris Werner

2022 Call Data

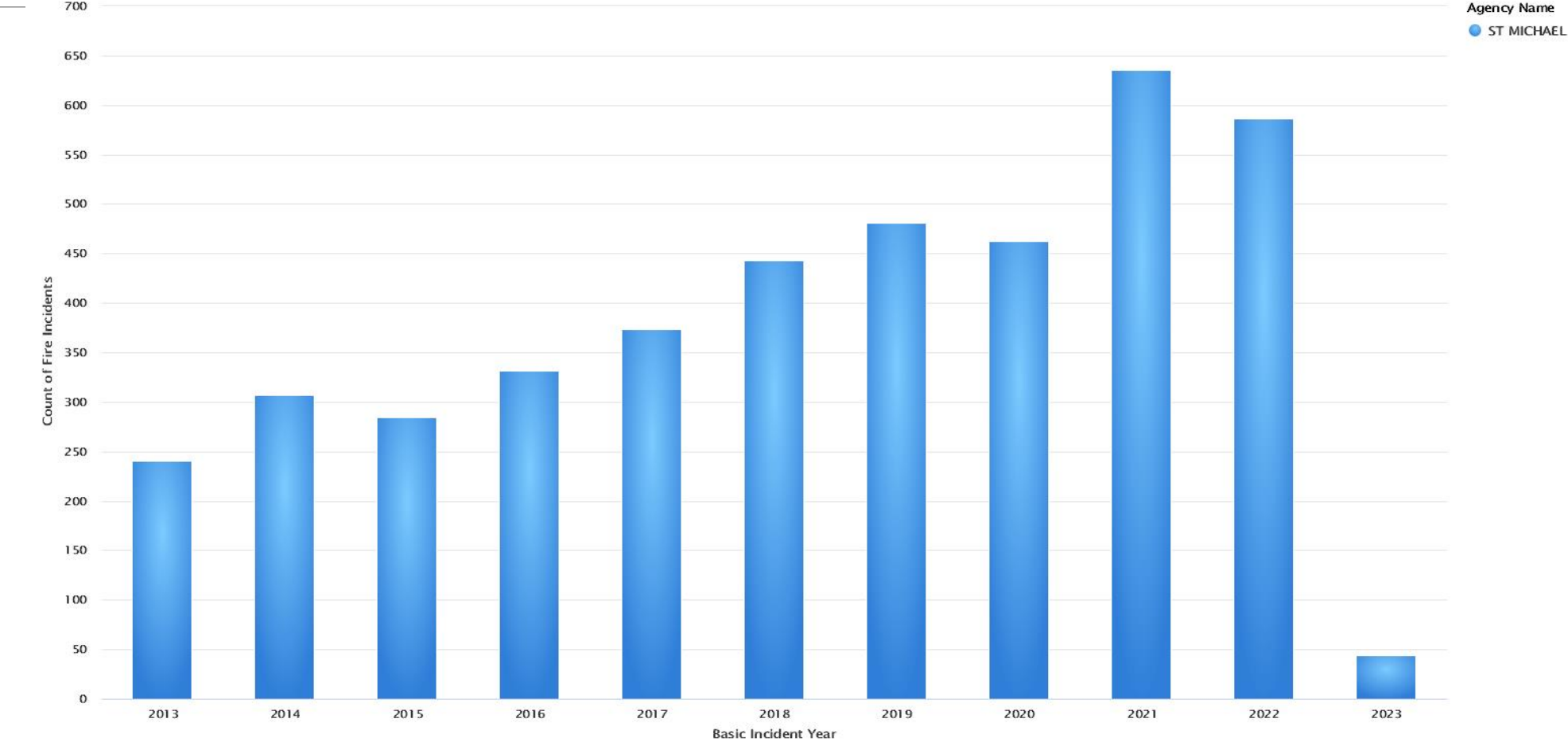
TOTAL Calls for Service 2022 - 586

St. Michael – Monthly Call Volume (Last Year Bar Chart)



Yearly Call Volume By Year To Current Date

St. Michael – Yearly Call Volume (Last Year Bar Chart)



CALLS FOR SERVICE BY TIME BLOCK

	Sunday	Monday	Tuesday	Wednesday	Thursday	Friday	Saturday	
0:00	0	0	3	0	1	1	2	7
1:00	3	4	4	3	0	3	1	18
2:00	5	0	2	4	2	2	3	18
3:00	2	5	2	1	0	3	0	13
4:00	2	2	2	1	2	3	5	17
5:00	0	3	3	1	3	3	3	16
6:00	2	1	1	3	3	3	0	13
7:00	2	5	7	3	3	3	3	26
8:00	3	3	7	6	8	4	6	37
9:00	5	4	6	8	1	4	2	30
10:00	7	3	4	4	2	4	5	29
11:00	2	3	5	2	8	5	0	25
12:00	6	4	0	4	3	8	3	28
13:00	3	3	7	6	2	6	2	29
14:00	4	4	5	7	6	3	1	30
15:00	5	2	7	6	1	3	1	25
16:00	5	4	4	4	7	2	4	30
17:00	2	10	5	10	6	5	6	44
18:00	2	6	6	2	3	5	2	26
19:00	5	6	4	4	5	7	2	33
20:00	2	7	5	6	3	4	1	28
21:00	4	3	6	3	1	1	2	20
22:00	4	2	3	6	4	4	6	29
23:00	0	1	5	2	2	3	2	15
	75	85	103	96	76	89	62	586

Weekday	244	41.64%
Weeknight	123	20.99%
Weekend	140	23.89%
Duty Company	79	13.48%

586

Calls For Service By Time Block:

Weekday / Daytime

Monday – Friday/ 5:00 a.m. to 5:00 p.m.

244 Calls (41.64%)

Weekday / Nighttime:

Monday to Friday / 5:00 p.m. – 10:00 p.m.

123 Calls (20.99%)

Weekends:

- Friday 10:00 p.m. – to Sunday 10:00 p.m.
- 140 Calls (23.89%)

Duty Companies:

- Sunday – Friday / 10:00 p.m. – 5:00 a.m.
- 79 Calls (13.48%)

Average Call Response Time Per Vehicle

Average response time from dispatch to on-scene.

Chief 1 - 6:56

Rescue 11 – 7:52

Rescue 21 – 7:54

Engine 11 – 11:30

Engine 21 – 10:11

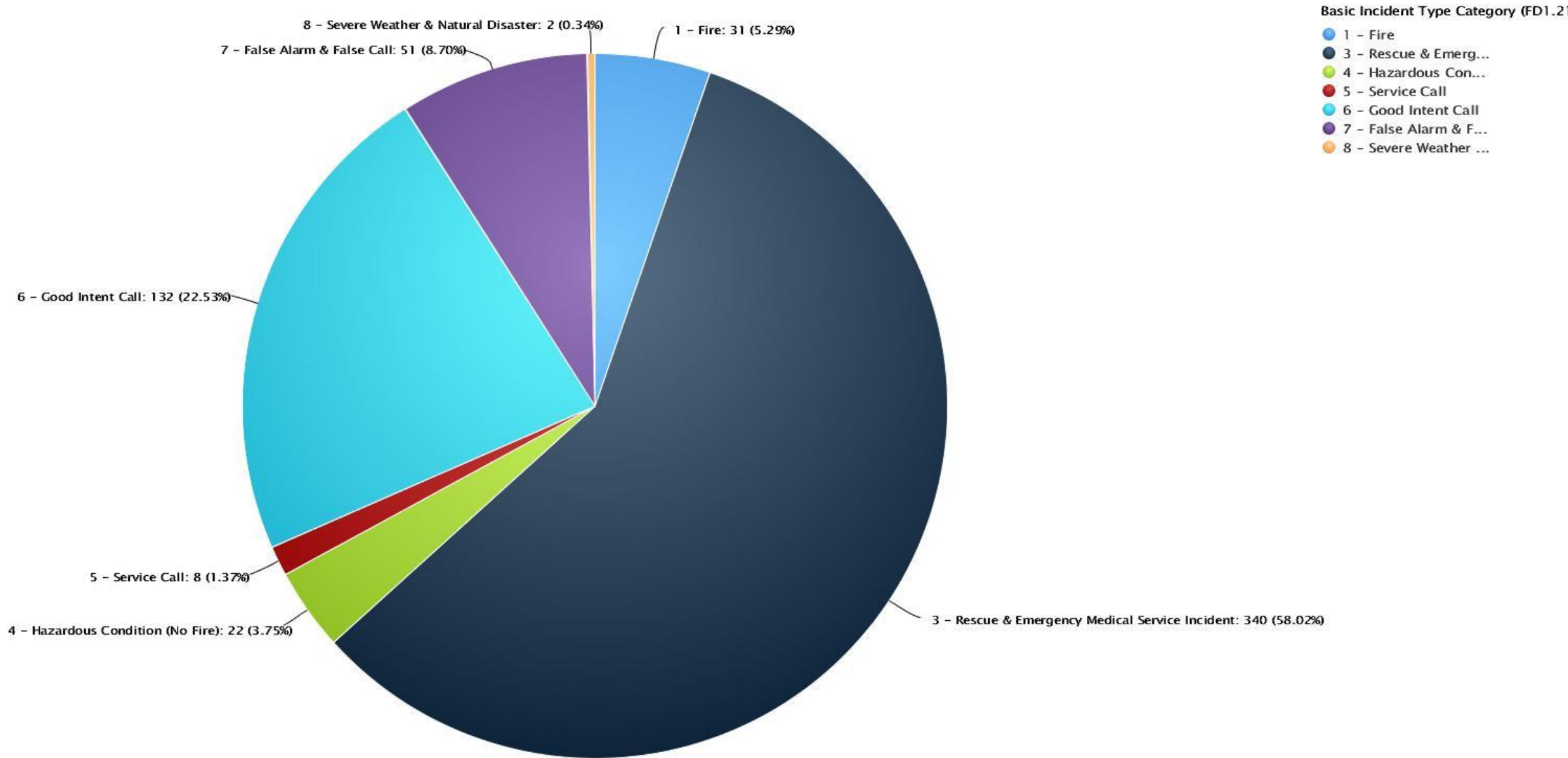


Breakdown By Major Incident Type

- (1) Fire: 31 (5.29%)
- (2) Rescue & Emergency: 340 (58.02%)
- (3) Hazardous Conditions: (No Fire): 22 (3.75%)
- (4) Service Call: 8 (1.37%)
- (5) Good Intent Call: 132 (22.53%)
- (6) False Alarm and False Calls: 51 (8.7%)
- (7) Severe Weather and Natural Disasters: 2 (0.34%)

- 1. Structure fire, cooking fire, vehicle fire, grass fire, etc.
- 2. EMS calls, motor vehicle with injuries, search for lost person, ice, water, confined space rescue, etc.
- 3. Gas, chemical or liquid spill, gas leak, carbon monoxide incident etc.
- 4. Person in distress, lock out, ring or jewelry problem, animal rescue, etc.
- 5. Wrong location, cancelled en route, authorized controlled burning, steam mistaken for smoke etc.
- 6. System malfunction, malicious or mischievous false call, bomb threat- no bomb.
- 7. Severe or natural disaster, lighting strike- no fire, flood, etc.

St. Michael – Breakdown of Major Incident Type Categories (Last Year Pie Chart)



Mutual Aid

Mutual Aid Given: 18 Events

- Albertville, Otsego, Buffalo, Dayton, Monticello, Rogers, Rockford

Mutual Aid Received: 5 Events

- Albertville, Hanover





Thank you

We look forward to another great year in 2023!